

Prominent fibula

Example 1



Example 2



Example 3



With Your® Liner

Limb



3D model



Your® Liner



Indication


The fibula protrudes laterally. This area causes pain if exposed to pressure. Skin in this area can be prone to recurrent injuries.



Key features



Anatomically tailored

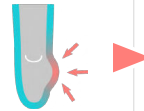


Adjustable thicknesses

Typical issues

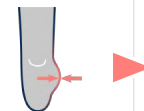
Off-the-shelf liner is over-stretched on fibula

To conform with the stump, the standard liner will be stretched out on bony extremities, applying extra-compression on the fibula.



Off-the-shelf liner doesn't offer adequate cushioning


Off-the-shelf liners inherently provide pre-defined thickness profiles. A liner can present a thick profile to properly protect the fibula, but will thus include unnecessary thicknesses in some areas, leading to heavier liner, risk of additional pistoning and of lowered proprioception. A too-thin liner might not suffer from these limitations, but would on the contrary offer an insufficient cushioning layer, exposing the fibula to pressure peaks.



Key features



Anatomically tailored



Adjustable thicknesses

No extra-compression on fibula

As it's made from a 3D scan, Your® Liner's inner shape can match the protruding fibula shape, thus eliminating the risk of the liner being over-stretched and applying extra-compression on the fibula.



Extra cushioning on fibula

The possibility of locally applying adequate cushioning allows to apply adequate elastomer thickness to limit the risk of pressure peaks appearing on the fibula. The rest of the liner can present a thin profile to avoid the risks of having a heavier liner, additional pistoning and lowered proprioception.



How can Your® Liner help ?

